

2000 Bread Bagger

RECIPROCATING BREAD BAGGER




The THG 2000 Bread Bagger is designed to accommodate the high production rates of the modern wholesale baking industry. Rated for up to 70 loaves per minute, our bagger is engineered to perform smoothly at any speed. Equipped with the latest technology and our proven nylatron roller scoop assembly and timing belt drive system, it will provide years of smooth linear operation.




RECIPROCATING BREAD BAGGER

➔ Mechanical Specifications

- Stainless Steel Frame, Body and Lower Panel Doors
- Dual Air / Vacuum System with Stainless Steel Manifolds
- Oil Impregnated Nylatron Roller Shuttle Assembly 64" Stainless Steel Flighted Discharge
- Conveyor, 6' Stainless Infeed Conveyor (w/7 Flights)
- Removable Lower Unit Panel Access Doors for Easy Maintenance
- Lexan Hoods with Gas Springs Assist Access to Interior
- Manual Wicket Changer with Top Air Bag Inflator
- 1 Set of Quick Change Scoops per Bagger Included (1 top, 1 bottom)
- Infeed Flight Phase Changer
- Bag Tension / Remote Scoop Controls for "On The Fly" Adjustments
- Flusher Bar Adjustments
- Easy Release High Speed Cam and Blockade Assembly
- Adjustable Length Wicket Tables
- Bag Transvector and Bag Skirt for Stabilizing Bag Flutter



➔ Electrical and Air Specifications


- Low Maintenance Timing Belt Drive with Variable-Speed Motor
- Wired for Buyers Three-phase Voltage: 240/460 VAC 20 amp.
- Unit Electrical Details Include :
 - Electrical Panel Constructed to NEC 409 / 50K SCCR Std.
 - Certified Electrical Panel   
 - 2 HP Drive Motor
 - Horton Air Clutch / Brake
 - Allen Bradley PLC
 - 120 V Plug and RJ45 Network Adapter for Laptop Connectivity
 - Photo Eye Doubles Eliminator
 - Power Panel Door Disconnect
 - Slicer Conveyor Overload Clutch With Momentary Dropout Switch
 - Operator Control Panel with PanelView Terminal
 - Unit Emergency Stop
 - Power for Auxiliary equipment w/10 amp. Breaker
 - Digital Speed / Bags Per Minute Indicator
 - Safety Switches on Hood and Door Panels
 - Scheduled Maintenance Indicator
 - Product Totalizer Counter
- Requires Facility Air Service of 12CFM @ 90-100 PSI for All Pneumatic Units



➔ Available Options

- Additional Scoop Sets Available
- Discharge Conveyor Extensions and Modifications (73", 82" 91")
- Ethernet Switch
- Manual Basket Loading Station
- Bag Closure System of Your Choice
- Spare Parts Package

Available Scoop Sizes	
Top	Bottom
4 3/8"	4 1/4"
4 7/8"	4 1/2"
5 1/2"	4 7/8"
6 1/2"	5 "
7 1/2"	5 1/4"
	5 3/4"
	6 1/4"
	6 1/2"



© 2010 The Henry Group, Inc. All rights reserved.

2000 Bread Bagger

RECIPROCATING SCOOP BAGGER

